

FULL-TIME

ONLINE

--	--

WEEKEND

--	--

ONLINE

SAYVILLE	
----------	--

--	--

--	--

--	--

--	--

--	--

--	--

--	--

--	--

FULL-TIME

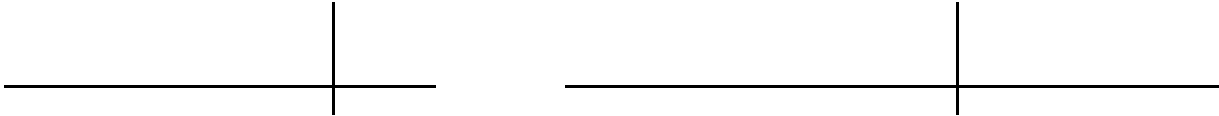
Percentage

SUFFOLK COUNTY COMMUNITY COLLEGE

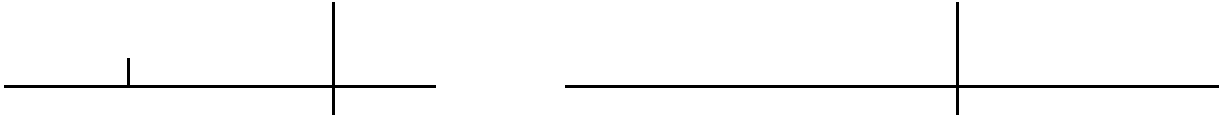
Spring Enrollment Report

Average Number of Credits Taken*

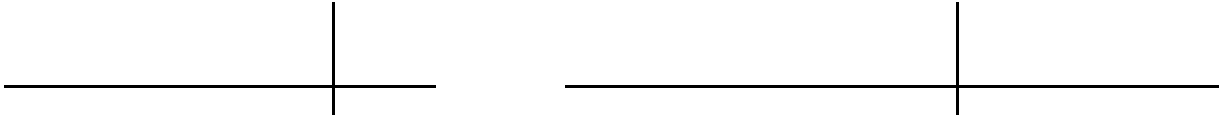
FULL-TIME



PART-TIME



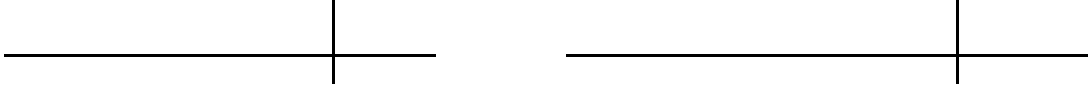
TOTAL



NON-CREDIT ESL
UNDUPLICATED
HEADCOUNT

Campus FTE % Contribution to Total College FTE

FULL-TIME
PART-TIME
TOTAL



SUFFOLK COUNTY COMMUNITY COLLEGE

Spring Enrollment Report

Comparison of First Time, Transfer, and Continuing Students

HEADCOUNT

FULL-TIME

PART-TIME

TOTAL

FULL-TIME

PART-TIME

TOTAL

SUFFOLK COUNTY COMMUNITY COLLEGE

Spring Enrollment Report

H36 reW nBT3/TT1 1 Tf0004 Tc -006 (w 996 -0 U996 -0tJ8 p)6 Cs

FULL-TIME

PART-TIME

TOTAL

FTE COMPARISON to Previous report

NUMERIC

FULL-TIME

PART-TIME

TOTAL

2019

2018



ME

ME

TAL

2019

2018